



ThreeRivers
PARK DISTRICT

**Adopt-A-Woodlot
Sponsor Training**

Three Rivers Park District

Mission Statement

“The mission of Three Rivers Park District is to promote environmental stewardship through recreation and education in a natural resources-based park system.”



Environmental Focus



- **80/20 Policy for Park Reserves**
 - 80% restored to or maintained in a natural state
 - 20% developed for active use
 - Unique in Minnesota
- **Focus on preservation, restoring wildlife and plant communities**
- **Focus on outdoor education programming**




Purpose of Program

"To reduce the threats of invasive plants."

Your sponsorship benefits:

- Park visitor experience
- Native wildlife
- The natural heritage of our forests
- Three Rivers Parks and surrounding communities
- You!



Thanks for your support!




Sponsor Responsibilities: Woodlot Invasive Removal

What?

- Common buckthorn (*Rhamnus cathartica*)
www.dnr.state.mn.us/invasives/terrestrialplants/woody/buckthorn/id.html
- Glossy buckthorn (*Frangula alnus*)
www.dnr.state.mn.us/invasives/terrestrialplants/woody/glossybuckthorn.html
- Garlic mustard (*Alliaria petiolata*)
www.dnr.state.mn.us/invasives/terrestrialplants/herbaceous/garlicmustard.html
- Exotic honeysuckles (*Lonicera tartarica*, *L. morrowii*, *L. x bella*)
www.dnr.state.mn.us/invasives/terrestrialplants/woody/exotichoneysuckles.html

How?

- Cutting via hand tools on initial visit with staff supervision
- Follow up removal via hand pulling



What are invasive species?

Minnesota's Definition

"Invasive species" means a non-native species that can naturalize and:

1. causes or may cause economic or environmental harm or harm to human health; or
2. threatens or may threaten natural resources or the use of natural resources in the state



Can you find all the Buckthorn?



Can you find all the Buckthorn?



Key to Successful Removal?

Commit to follow up

Note:


- Invasive seeds in the soil can remain viable for several years
- Removal of seedlings that emerge after initial removal is important
- With no follow-up the invasive will come back



Sponsor Responsibilities: Woodlot Invasive Removal

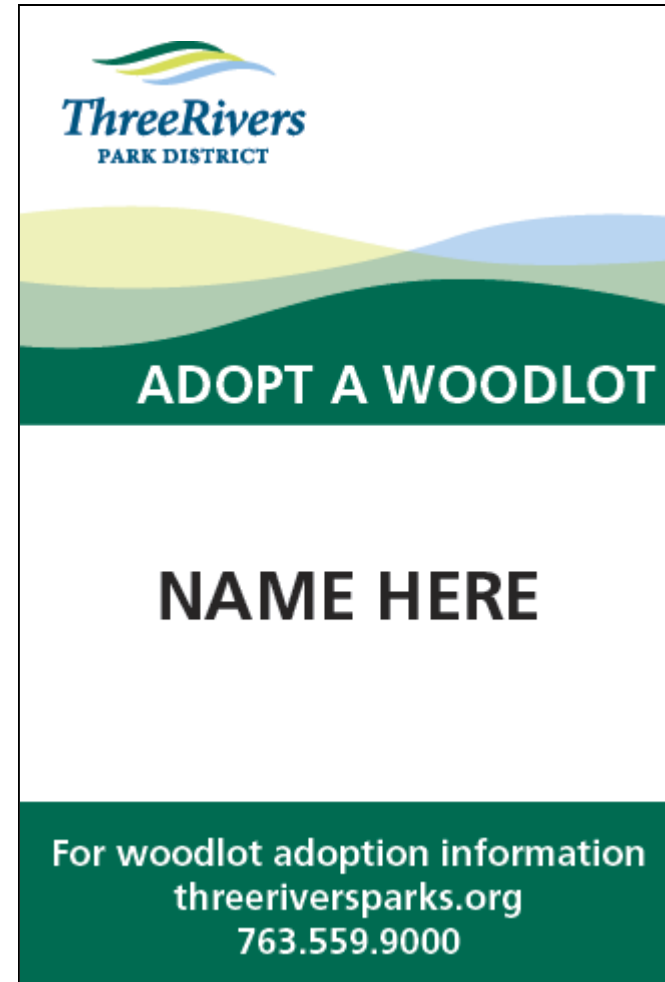
When?

- Minimum 2-year commitment
- Sponsors are asked to commit to a minimum of 2 removal days/year, preferably one in the spring and one in the fall.
- Removal is possible from April to October,
- Additional projects such as outdoor classroom opportunities may be arranged with prior approval from the Invasive Species Supervisor



Three Rivers Provides:

- Information necessary to perform removal work including **initial in the field training** at your designated woodlot
- **Removal and treatment** of invasive species or material that may harbor invasive propagules, insects, or disease
- **Sign recognition** on your designated woodlot



Suggested Equipment and Clothing

- Work or garden gloves
- Collecting containers (5-gallon buckets work well) for gathering invasive species and moving to one general location for later disposal or to leave on site
- Comfortable, sturdy closed-toe shoes (no sandals) suitable for walking



Suggested Equipment and Clothing

- Long pants and long-sleeved shirt
- Brightly colored cap, hat, or vest
- Bug spray, sunscreen
- Drinking water, snacks
- First aid kit and cell phone



Procedures

- Schedule your removal day and notify Invasive Species Supervisor
- Receive initial introduction, training and conduct invasive removal
- Schedule follow-up removal day and notify Invasive Species Supervisor
- Conduct follow-up removal
- Contact Invasive Species Supervisor after finishing your work
- Record your group's contribution

Meg Duhr, Invasive Species Supervisor

Office: 763.694.7817

Email: Meg.Duhr@threeriversparks.org



Safety

- Use caution when picking up debris
- Do not pick up weapons, hazardous materials, dead animals or any suspicious looking material or unmarked containers



****Note the location and call the Invasive Species Supervisor****

Safety

- Watch for fast moving bike and in-line skate traffic, especially blind curves on paved trails
- Don't block the trail
- Be aware that poison ivy, ticks, mosquitoes, and hornets can be found in some areas



Respect Your Work Site

- “Come Clean, Leave Clean”
- Maintain low disturbance level
 - After pulling, shake dirt from roots and make sure to firm up the soil that was disturbed by lightly tamping it down with your foot
- Be aware of native species
- Keep trails cleared of any debris



**STOP INVASIVE SPECIES
IN YOUR TRACKS.**

PlayCleanGo.org





Thanks for Volunteering!

For questions about this program
or other volunteer opportunities at
Three Rivers Park District,
contact:

Volunteer Office 763.559.6704 or 6706
www.ThreeRiversParkDistrict.org/volunteer